

Free Standing Speaker Systems

Great Performance, Top-Quality Materials and Fit 'n Finish

AT-1 Full-Range Tower Speaker



- Dual 5¼" woofers reach 29Hz
 - 1½" Low Resonance Tweeter
 - Metallic Gloss Black finish
 - Revolutionary H-PAS technology delivers incredible bass response
 - Exclusive CFFF™ (Cross Design Free Flow) cabinet bracing
- 


AT-2 Wide-Range Bookshelf Speaker



- Patented H-PAS technology delivers bass to 41Hz! (-3dB)
 - H-PAS breaks the "Iron Law"
 - 5¼" woofer, 1½" Low Resonance Tweeter
 - ¼"-20 threaded insert on bottom panel for stand mounting
- 


System 8200e/642e SB



- High Power 8" 3-way design
 - Separate Pedestal Base is sand-fillable
 - Perfect for the largest rooms
 - Gloss Black finish
 - Suggested subwoofer is THX-certified 642e SB
- 


System 6200e/642e SB



- High Power 6½" 2-way design
 - Separate Pedestal Base is sand-fillable
 - Suitable for very large rooms
 - Suggested subwoofer is THX certified 642e SB
- 

System 4400/444 SB



- Dual 5¼" GLH woofers
 - Single 1" Silk dome tweeter
 - Rear mounted tweeter level and boundary compensation switches
 - Keyhole brackets and ¼"-20 insert for wall and stand mounting
 - Choice of satin black or gloss black finish
 - Suggested subwoofer is 444 SB
- 

System 2400/224 SB



- Dual 4½" GLH woofers
- 1" Low Resonance Tweeter (LRT™)
- Keyhole brackets and ¼"-20 insert for wall and stand mounting
- Satin black finish
- Suggested subwoofer is 224 SB

Soundbars and On-Wall Speakers

Full Theater Sound, Flexible Mounting Options

PB-235 BT



H-PAS™



- Bluetooth capability allows streaming audio instantly from any Bluetooth device including an iPhone, iPad or android Smartphone!

- Full-range, self-powered soundbar
- Patented H-PAS™ bass system makes subwoofer truly optional!
- Optical and analog inputs
- Dolby Digital® and DTS® decoding for 2-, 3-, or 5-channel sound
- Included credit-card remote for simple operation
- Includes BTAA-50 for Bluetooth capability

FS-7.1 7-Channel Soundbar



- FS-7.1: 7-channel soundbar
- Double voice coil surround drivers
- Double voice coil 4 x 6" front channel drivers
- 7 discrete inputs
- Gloss black finish

FS-5000 – 3-in-one LCR



- Three complete, independent speakers (LCR) in one enclosure
- Each speaker has dual high-power 4½" woofers and 1" dome tweeter
- Outstanding power-handling and high output for even the largest rooms!
- All wall-mounting hardware and Atlantic's exclusive rocker base included!
- Matte Black finish with gloss black side panels

FS-4000 – 3-in-one LCR



- Three complete, independent speakers (LCR) in one enclosure
- Each speaker has one 4½" woofer/pressure driver and 1" dome tweeter
- Outstanding power-handling and solid output for any normal room!
- All wall-mounting hardware and Atlantic's exclusive rocker base included!
- Matte Black finish with gloss black side panels

FS-3200



- Dual 4½" Woofers/ Pressure Drivers
- Single 1" soft dome tweeter
- Rear mounted tweeter level and boundary compensation switches
- Keyholes and tilt/straight-mounting brackets included
- Matte black finish with gloss black side panels

SHELF-2405 TV Top Shelf



- Shelf for top of flat-screen televisions
- Two shelf system can be used to mount any Atlantic Technology soundbar or center channel
- Protective foam strip to protect TV
- Anti-slip rubber mats to protect and secure speakers
- Adjustable brackets fit on most flat-screens

Powered Subwoofers

Articulate, Detailed, Powerful

642e SB



- 350 watt amplifier
- 12" super heavy-duty woofer
- Front mounted level control
- Low level in/thru put
- Auto on/off
- Heavily braced sealed MDF enclosure
- Matte black finish with choice of satin black or gloss black side panels
- Exclusive Atlantic Clear Filter Technology (CFT™)



444 SB



- 325 watt amplifier
- 12" composite cone woofer
- Front-mounted volume control
- Auto on/off
- Heavily braced sealed MDF enclosure
- Satin Black side panels
- Exclusive Atlantic Clear Filter Technology (CFT™)

224 SB



- 180 watt amplifier
- 10" composite cone woofer
- Front-mounted volume control
- Auto on/off
- Heavily braced sealed MDF enclosure
- Satin Black side panels
- Exclusive Atlantic Clear Filter Technology (CFT™)

SB-900/SB-900DF



- 125-watt subwoofer
- Ideal companion to FS-7.1
- Long-throw 8" woofer
- Easy-to-place compact size
- Matte black finish

In-Ceiling Speaker Systems

The Perfect Answer for Invisible LCR or Surround Sound

IC-6HT



- Invisible bezel design
- No-compromise in-ceiling LCR speaker
- Woofer angled 15 degrees towards listeners
- Tilttable 1" soft dome tweeter
- Front-mounted boundary compensation and tweeter level switches
- Heavy-duty 6½" woofer

IC-8.3/6.3



- Invisible bezel design
- 6½" or 8" dual voice coil woofer
- Tilttable dual 1" soft dome tweeters
- Mono, stereo, and TriVector operation
- Rear-mounted dipole/bipole switch
- Optional steel back box/rough-in kits

IC-8.2/6.2



- Invisible bezel design
- 8" carbon loaded mica/poly woofer
- Tilttable 1" soft dome tweeter
- Optional Steel back box/rough-in kits

IC Square Grilles



- Optional square grilles for IC-Series speakers
- For 6.2, 6.3 and 6HT SQ-GRILLS-6
- For 8.2 and 8.3, SQ-GRILLS-8

ICTS-6.1-IP



- 6½" Polypropylene woofer
- 1" soft-dome pivoting tweeter
- IP-compatible, with both Phoenix and conventional connectors
- Optional steel back box/rough-in kits

Wireless Audio

BTAA-50 – Bluetooth Receiver



- Bluetooth 4.0 connectivity allows you to stream audio content from any Bluetooth enabled device
- aptX® Audio Compression for highest quality audio streaming
- Allows for simple NFC pairing (Near Field Communication)
- Great wireless performance allows to transmit up to 30' in line of sight

In-Wall Speaker Systems

No-Compromise Performance, Simple Installation

IWTS-30 LCR



- 3-way system with 8" woofer, dual 3½" mids and Low Resonance Tweeter (LRT™)
- Entire M-T-M chamber rotates and tilts
- MDF baffle provides vastly superior acoustic "footing" than plastic
- Three acoustic controls
- Optional Back-box



IWTS-155 LCR



- LCR speaker for horizontal or vertical use
- Fits in 16"-on-center construction horizontally
- Dual 5¼" woofers on MDF baffle
- 1" Low Resonance Tweeter (LRT™)



IWTS-30 SR



- Dipole/Bipole switchable surround speaker
- Dual 5¼" woofers
- Dual 1" soft-dome tweeters
- Simple dog-leg mounting system
- Fits in standard 2 x 4" stud construction
- No back-box required



IWTS-14 SR



- Dipole/Bipole switchable surround speaker
- Dual 4½" woofers
- Dual 1" soft-dome tweeters
- Simple dog-leg mounting system
- Fits in standard 2 x 4" stud construction
- No back-box required

IWTS-10 LCR



- Two-way M-T-M design
- Dual 6½" woofers
- Tilttable 1" silk dome tweeter
- High-frequency level control
- No back-box required

IWTS-5 LCR



- 6½" 2-way design
- Tilttable 1" silk dome tweeter
- High-frequency level control
- No back-box required

IWTS-8e SUB + SA-380



- In-wall flush subwoofer module
- Dual 8" ultra long-throw, heavy duty woofers w/ braced CCMG cones
- RDT™ (Resonance Dampened Treatment) coated baffle
- Dedicated in-wall enclosure
- Fits in standard 2 x 4 walls
- Optional 380W SA-380 amp



IWTS-28 SUB + SA-180



- In-wall subwoofer system
- Dual high-power 8" woofers on MDF baffle
- Infinite baffle design—no back box required
- Defeatable low-pass filter
- Fits in standard 2 x 4 walls
- Optional 180W SA-180 amp

WA-50 – Wireless Audio System



- Send full-bandwidth stereo signals wirelessly from your computer, audio system or any device with an audio 'out' jack
- 300-foot line-of-sight range
- Plug-'n-play—No Software Needed!

WA-5030 – Wireless Audio System with Amplifier



- Adds an amplified receiver to the WA-50 System
- 2 x 30 Watts/ch, 1 kHz 8Ω
- IR remote for amp control
- Flexible multi-zone capability